

2019-20 District Survey - Staff - Revised

Survey Results

Oxford Community Schools
February 24 - March 16, 2020



Oxford Community Schools
2019-20 District Survey - Staff - Revised

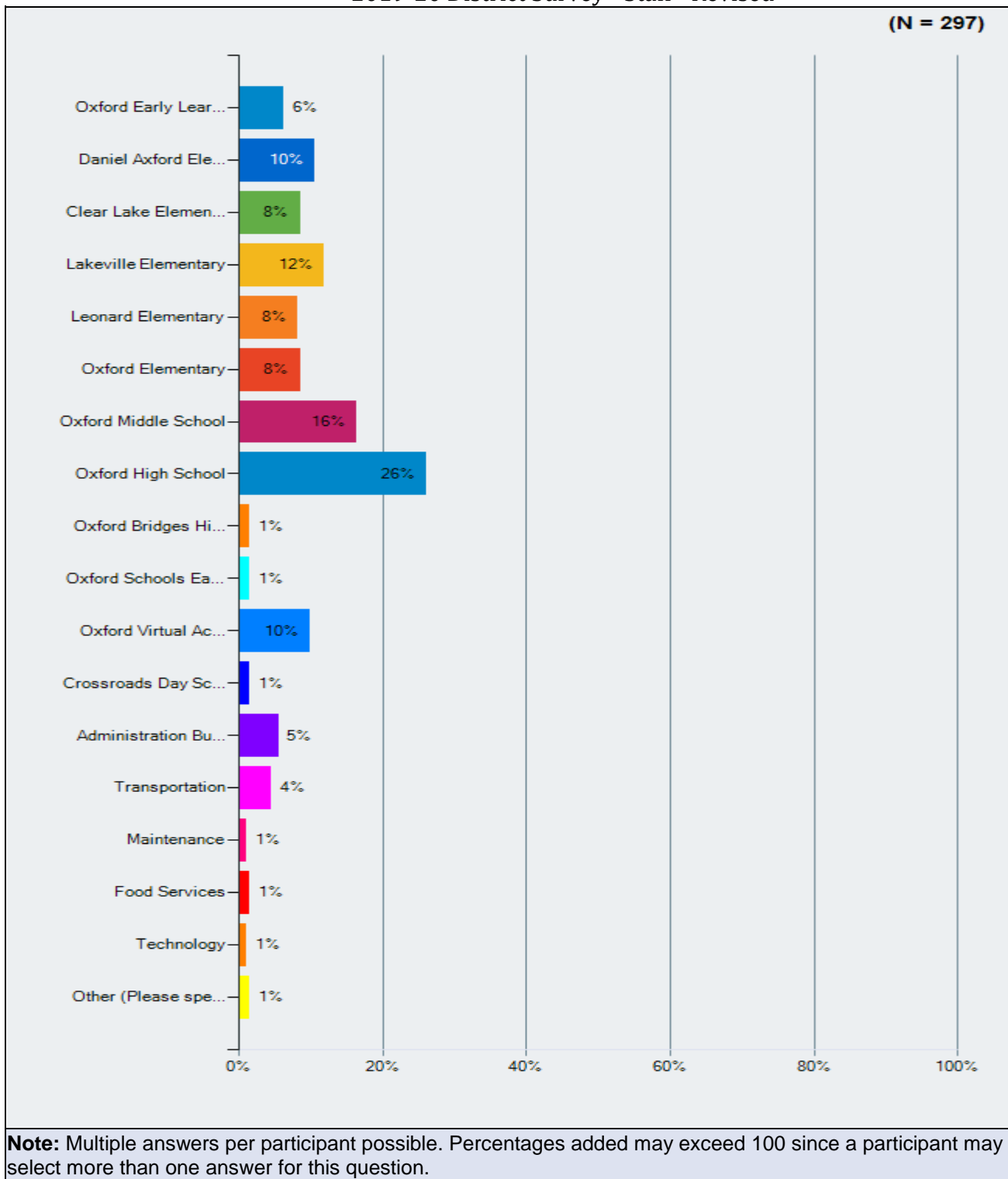
Survey Title: 2019-20 District Survey - Staff - Revised
Report Type: Advanced Frequency
Start Date: 24-Feb-20
End Date: 16-Mar-20
Data Sources
Data Source 1: Multi-Use Link
Invitations Delivered: 0 Responses Received: 301
Total Number of Responses in This Report: 301

Data Sources Selected
Multi-Use Link

Oxford Community Schools
2019-20 District Survey - Staff - Revised

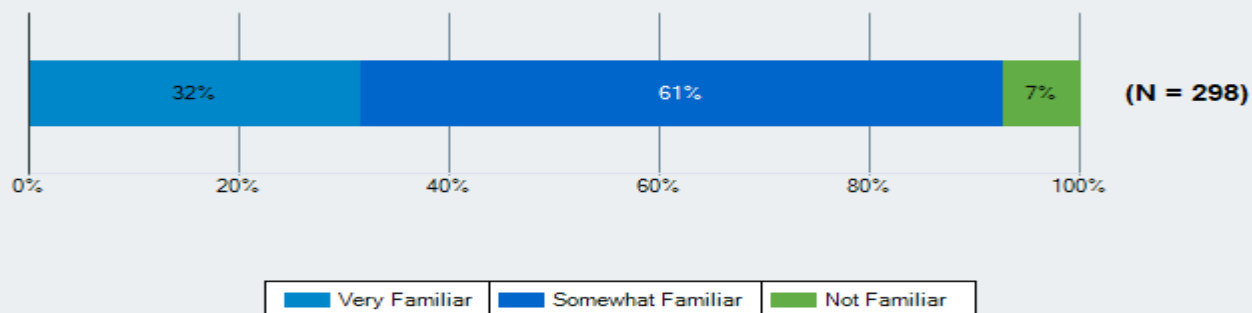
Q 1 In which building /department do you work?		
Responses	Count	%
Oxford Early Learning Center	18	6%
Daniel Axford Elementary	31	10%
Clear Lake Elementary	25	8%
Lakeville Elementary	35	12%
Leonard Elementary	24	8%
Oxford Elementary	25	8%
Oxford Middle School	48	16%
Oxford High School	77	26%
Oxford Bridges High School	4	1%
Oxford Schools Early College Program	4	1%
Oxford Virtual Academy	29	10%
Crossroads Day School	4	1%
Administration Building	16	5%
Transportation	13	4%
Maintenance	3	1%
Food Services	4	1%
Technology	3	1%
Other (Please specify)	4	1%
Total Unique Responses	297	
Total Responses	367	

Oxford Community Schools
2019-20 District Survey - Staff - Revised

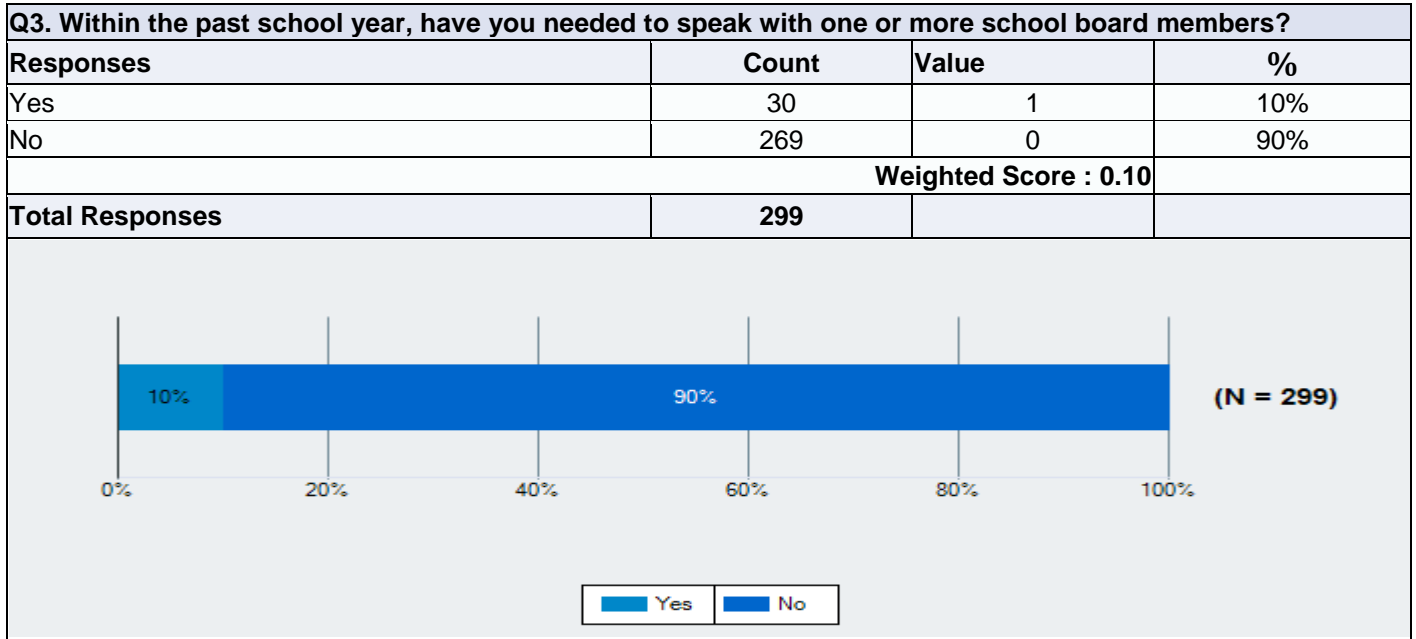


Q2. The school board is a body of seven elected officials who represent the community while governing the school district. The School Board sets educational goals, hires and evaluates the superintendent, adopts policy related to employment and school operation, adopts the school district budget, and ensures school district accountability to the public. How familiar are you with the role and responsibilities of the school board?

Responses	Count	Value	%
Very Familiar	94	3	32%
Somewhat Familiar	182	2	61%
Not Familiar	22	1	7%
Weighted Score : 2.24			
Total Responses	298		



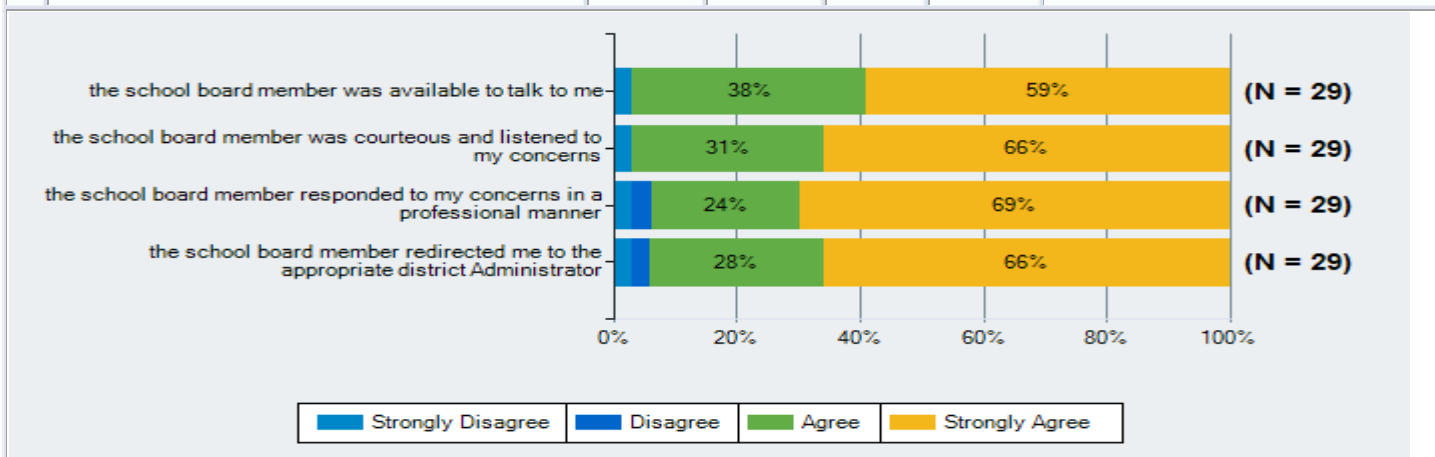
Oxford Community Schools
2019-20 District Survey - Staff - Revised



Please respond to the following statements:

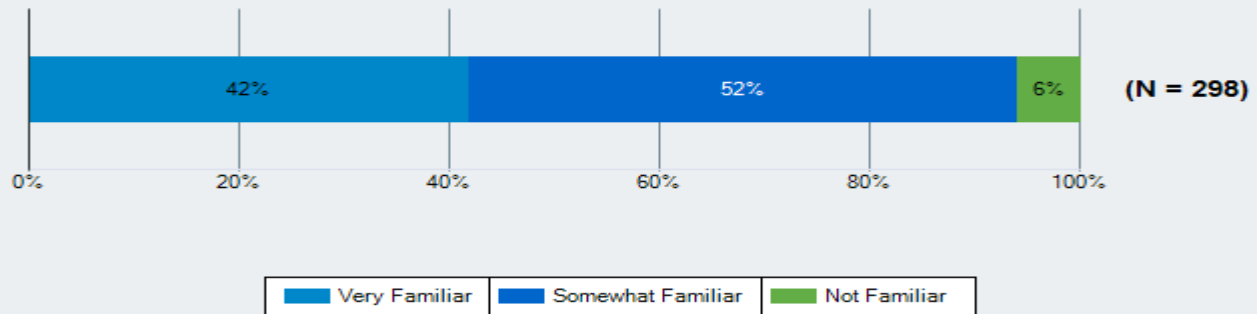
Q4. When I have had something to discuss with a school board member...

		Strongly Disagree	Disagree	Agree	Strongly Agree	Total Responses
(a)	the school board member was available to talk to me	1 3%	0 0%	11 38%	17 59%	29
(b)	the school board member was courteous and listened to my concerns	1 3%	0 0%	9 31%	19 66%	29
(c)	the school board member responded to my concerns in a professional manner	1 3%	1 3%	7 24%	20 69%	29
(d)	the school board member redirected me to the appropriate district Administrator	1 3%	1 3%	8 28%	19 66%	29

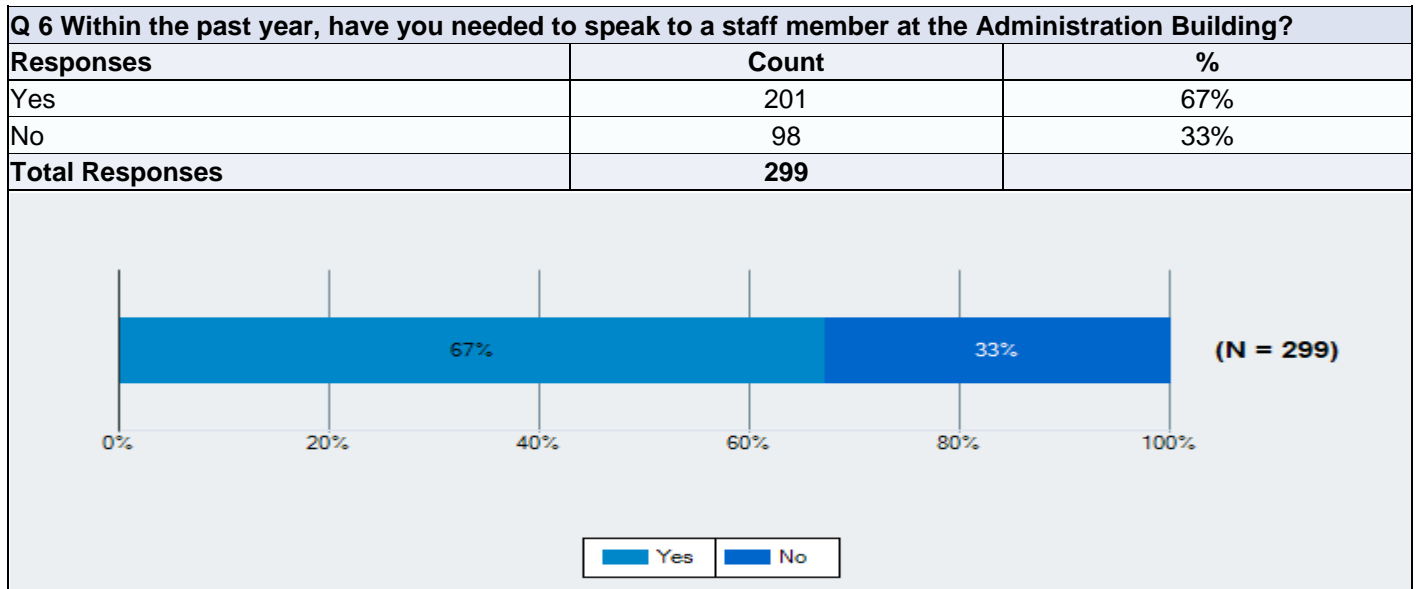


Q5. Staff at the Administration Building support all eleven schools in areas such as hiring principals and teachers, evaluating curriculum materials, food services, school buses, testing, building repairs, budget, and keeping parents and community informed of key issues. How familiar are you with how staff at the Administration Building support all schools in our district?

Responses	Count	Value	%
Very Familiar	125	3	42%
Somewhat Familiar	155	2	52%
Not Familiar	18	1	6%
Weighted Score : 2.36			
Total Responses	298		

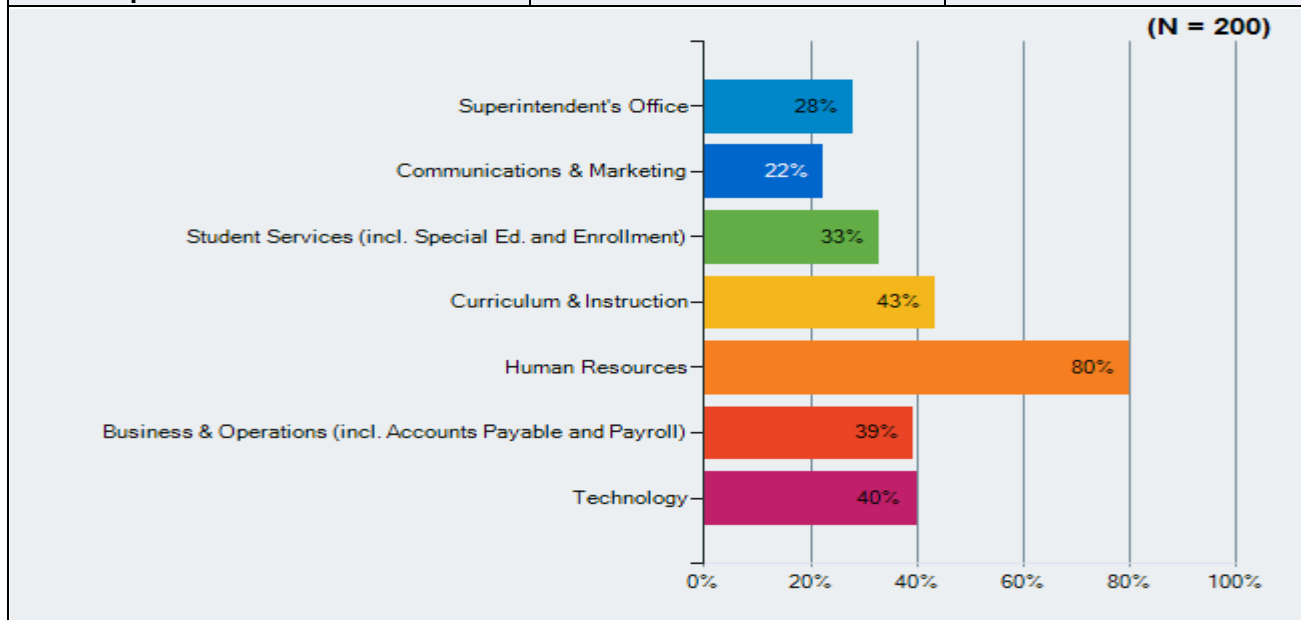


Oxford Community Schools
2019-20 District Survey - Staff - Revised



Oxford Community Schools
2019-20 District Survey - Staff - Revised

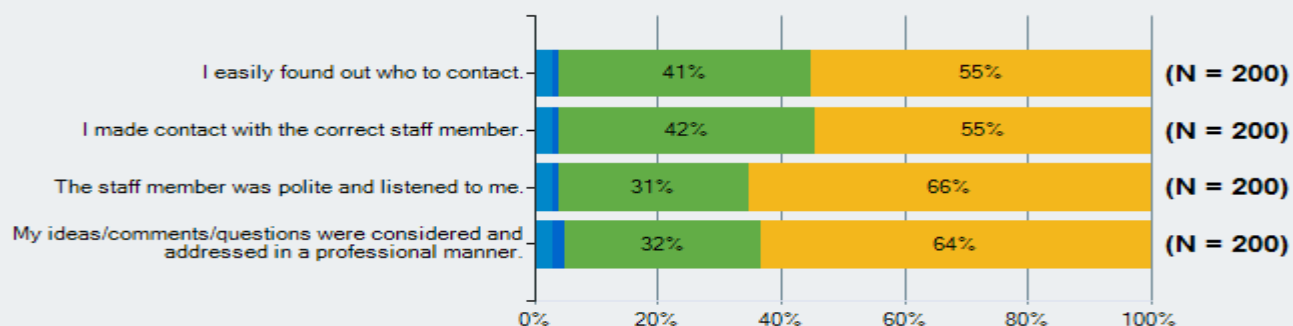
Q 7 Please check the department(s) you needed to contact:		
Responses	Count	%
Superintendent's Office	55	28%
Communications & Marketing	44	22%
Student Services (incl. Special Ed. and Enrollment)	65	33%
Curriculum & Instruction	86	43%
Human Resources	159	80%
Business & Operations (incl. Accounts Payable and Payroll)	78	39%
Technology	79	40%
Total Unique Responses	200	
Total Responses	566	



Note: Multiple answers per participant possible. Percentages added may exceed 100 since a participant may select more than one answer for this question.

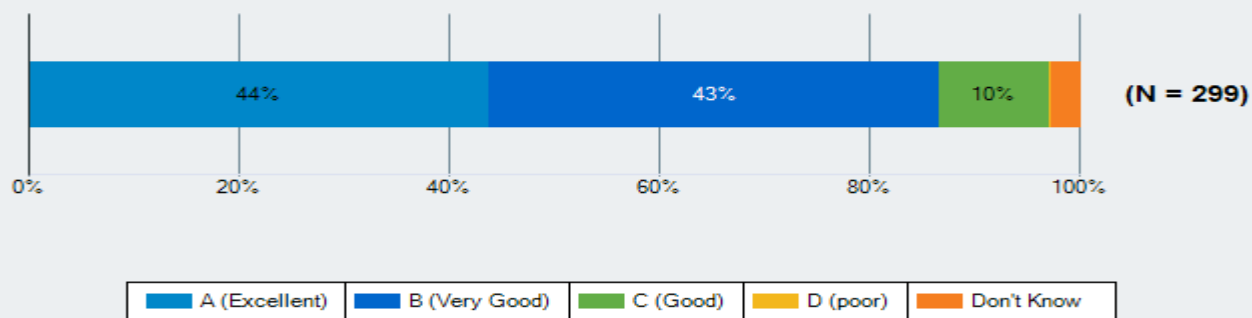
How strongly do you agree or disagree with the following statements concerning your interaction with a staff member at the Administration Building?

Q8.						Overall Weighted Score: 3.54
		Strongly Disagree	Disagree	Agree	Strongly Agree	Total Responses
(a)	I easily found out who to contact.	6 3%	2 1%	82 41%	110 55%	200
(b)	I made contact with the correct staff member.	6 3%	1 1%	83 42%	110 55%	200
(c)	The staff member was polite and listened to me.	5 3%	2 1%	61 31%	132 66%	200
(d)	My ideas/comments/questions were considered and addressed in a professional manner.	5 3%	3 2%	64 32%	128 64%	200



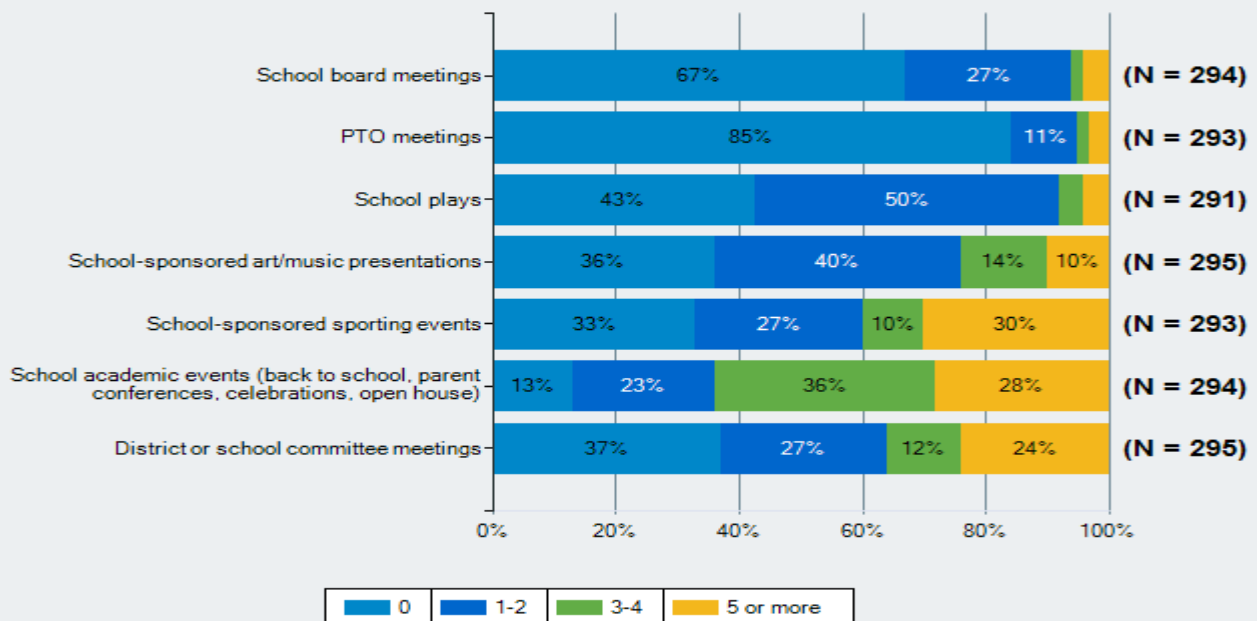
Q10. What grade would you give to the school district as a whole, in terms of how well we are educating the students?

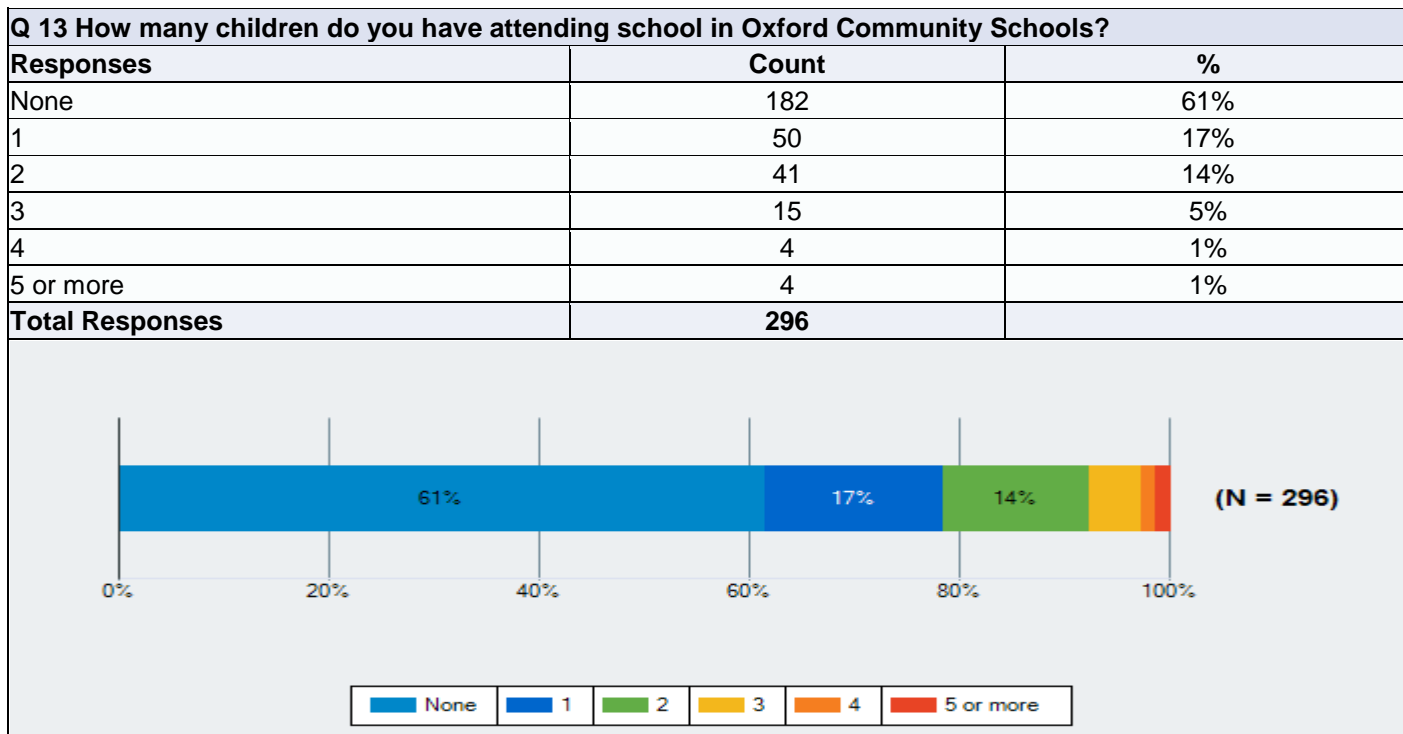
Responses	Count	Value	%
A (Excellent)	131	4	44%
B (Very Good)	128	3	43%
C (Good)	31	2	10%
D (poor)	1	1	0%
Don't Know	8	NULL	3%
Weighted Score : 3.34			
Total Responses	299		



We are also trying to understand how much interaction staff members have with the school district, in addition to teaching hours.

Q12. Please indicate how many times you have attended each of the following events during the current 2019-20 school year:					Overall Weighted Score: 0.96	
		0	1-2	3-4	5 or more	Total Responses
(a)	School board meetings	197 67%	80 27%	5 2%	12 4%	294
(b)	PTO meetings	248 85%	32 11%	5 2%	8 3%	293
(c)	School plays	124 43%	145 50%	11 4%	11 4%	291
(d)	School-sponsored art/music presentations	106 36%	119 40%	41 14%	29 10%	295
(e)	School-sponsored sporting events	96 33%	80 27%	29 10%	88 30%	293
(f)	School academic events (back to school, parent conferences, celebrations, open house)	38 13%	68 23%	106 36%	82 28%	294
(g)	District or school committee meetings	108 37%	79 27%	36 12%	72 24%	295





Questions about school district operations:

Q14. As you read each item, please think about your experiences this school year.

Overall
Weighted
Score: 3.25

		Strongly Disagree	Disagree	Agree	Strongly Agree	Don't Know	Total Responses
(a)	The school district does a good job of providing school bus transportation services.	6 2%	2 1%	82 28%	131 44%	76 26%	297
(b)	The school district does a good job responding to questions or concerns regarding school bus transportation services.	4 1%	4 1%	68 23%	80 27%	141 47%	297
(c)	The school district does a good job of providing food services.	7 2%	3 1%	87 29%	164 55%	36 12%	297
(d)	I am aware that the Food Services department provides a summer feeding program which serves breakfast and lunch to students from 0 - 18 years of age.	13 4%	10 3%	81 27%	152 52%	39 13%	295
(e)	I am satisfied with the food choices provided for my child at breakfast and lunch by the Food Services department.	11 4%	27 9%	73 25%	87 30%	93 32%	291
(f)	The district facilities and school buildings are clean.	26 9%	57 19%	128 43%	75 25%	10 3%	296
(g)	The district facilities and school buildings are in good condition.	14 5%	56 19%	162 55%	51 17%	13 4%	296

